



**BENTHAM
SCIENCE**

JM Editors Guide

Contents

1. GLOBAL SEARCH	3
2. NOTIFICATIONS.....	3
3. MESSAGE BOX.....	3
4. CHAT BOX	3
5. LOGOUT	3
6. INITIAL APPROVAL of EIC	4
6.1- PERFORMA FOR EDITOR EVALUATION	6
6.2- SEND EMAIL TO EIC.....	8
6.3- PERFORMA FOR AUTHOR/ GUEST EDITOR EVALUATION	9
7. AWAITING EIC DECISION.....	13
7.1- SUMMARY	14
7.2- SUBMISSION.....	15
7.3- REVIEW.....	16
7.4- HANDLING EDITOR ASSIGNMENT	18
7.5- HISTORY	19
8. AWAITING AUTHOR REVISION.....	20
9. MANAGE WOBBLY	20
10. IMPORT EBM's.....	23
11. ARTICLE REPORT	24
12. SUPPORT	26
12.1 Open A New Ticket.....	27

1. GLOBAL SEARCH

- ① Find the status of any manuscript by inserting the title, reference number or author name in the search field.

2. NOTIFICATIONS

- ② Using this feature, the system sends notification at different stages of manuscript processing just to give updates you about the manuscript.

3. MESSAGE BOX

- ③ The author can send message/Query to the Journal Manager/EIC, notifying them instantly about this message.

4. CHAT BOX

- ④ The EIC/Journal manager can directly communicate with the author in real time.

***Note:** The EIC/Journal Manager must be online.

5. LOGOUT

- ⑤ If you wish to logout, then click on the logout button.

Journal	Reference No.	Date	Title	Action
CAR	JMS-CAR-2017-1005	Jun 13,2017	Test Article by Azhar on 13 Jun - 2017	EIC Initial Scope
CAR	JMS-CAR-2017-1232	Aug 07,2017	First submission	EIC Initial Scope
CAR	JMS-CAR-2017-1258	Aug 10,2017	saira faisal	EIC Initial Scope
CAR	JMS-CAR-2017-1340	Aug 17,2017	pharmacy medicines	EIC Initial Scope
CAR	JMS-CAR-2017-1418	Aug 23,2017	NOVEL Method for Expansion of Cytotoxic Natural Killer Cells in Colorectal Cancer	EIC Initial Scope

Manuscripts (General Topic)	Manuscripts (Thematic Issues)	In House Activities
VIEW ALL MANUSCRIPTS 86	VIEW ALL MANUSCRIPTS 48	MANUSCRIPT IN QA 4
EIC INITIAL APPROVAL 40	ACCEPTED PROPOSALS 32	REJECTED BY QA 12
MANUSCRIPT IN QC 23	MANUSCRIPT IN REVIEW 18	MANUSCRIPT IN E PUBLICATION 12

Fig (1)

6. INITIAL APPROVAL of EIC

After user login, on the user dashboard, you can see three panels,

- **MANUSCRIPTS (GT):** This panel shows all the activities related to the “General Topic”.
- **MANUSCRIPTS (Thematic Issue):** This panel shows all the activities related to the “Thematic issue”.
- **IN-HOUSE ACTIVITIES:** This panel shows all the internal activities.

You can see “INITIAL APPROVAL of EIC” in manuscripts (GT) as shown in **Fig (2)**. It shows the total number of manuscripts submitted and awaiting EIC approval. Once you click on it, the system shows the complete list of manuscripts as shown in **Fig (3)**.

The screenshot displays the JMS dashboard for user Zack Williams. The dashboard is divided into three main sections: Manuscripts (General Topic), Manuscripts (Thematic Issue), and In House Activities. The Manuscripts (General Topic) section is highlighted with a red circle around the 'EIC INITIAL APPROVAL' link, which shows 39 manuscripts. The Manuscripts (Thematic Issue) section shows 48 manuscripts, and the In House Activities section shows 4 manuscripts in QA, 12 rejected by QA, 12 manuscripts in ePublication, 0 rejected by ePublication, 2 published, and 25 archived. A table titled 'URGENT ACTION REQUIRED' lists five manuscripts with their reference numbers, dates, titles, and actions. The table is as follows:

Journal	Reference No.	Date	Title	Action
CAR	JMS-CAR-2017-1005	Jun 13,2017	Test Article by Azhar on 13 Jun - 2017	EIC Initial Scope
CAR	JMS-CAR-2017-1232	Aug 07,2017	First submission	EIC Initial Scope
CAR	JMS-CAR-2017-1258	Aug 10,2017	sidra faisal	EIC Initial Scope
CAR	JMS-CAR-2017-1340	Aug 17,2017	pharmacy medicines	EIC Initial Scope
CAR	JMS-CAR-2017-1418	Aug 23,2017	NOVEL Method for Expansion of Cytotoxic Natural Killer Cells in Colorectal Cancer	EIC Initial Scope

Fig (2)

- ① **NEW SUBMISSION:** This panel shows all the newly submitted manuscripts.
- ② **MANUSCRIPTS IN PRE-REVISION:** This panel shows all the manuscripts that are in the Pre-Revision process.
- ③ **MANUSCRIPTS AWAITING EIC APPROVAL:** This panel shows all the manuscripts awaiting EIC’s initial approval.
- ④ **CROSS VERIFICATION REJECTED:** This panel shows all the rejected articles by cross verification department due to incomplete information of Author, Affiliations and E-mail as shown in circled numbers in **Fig (3)**.

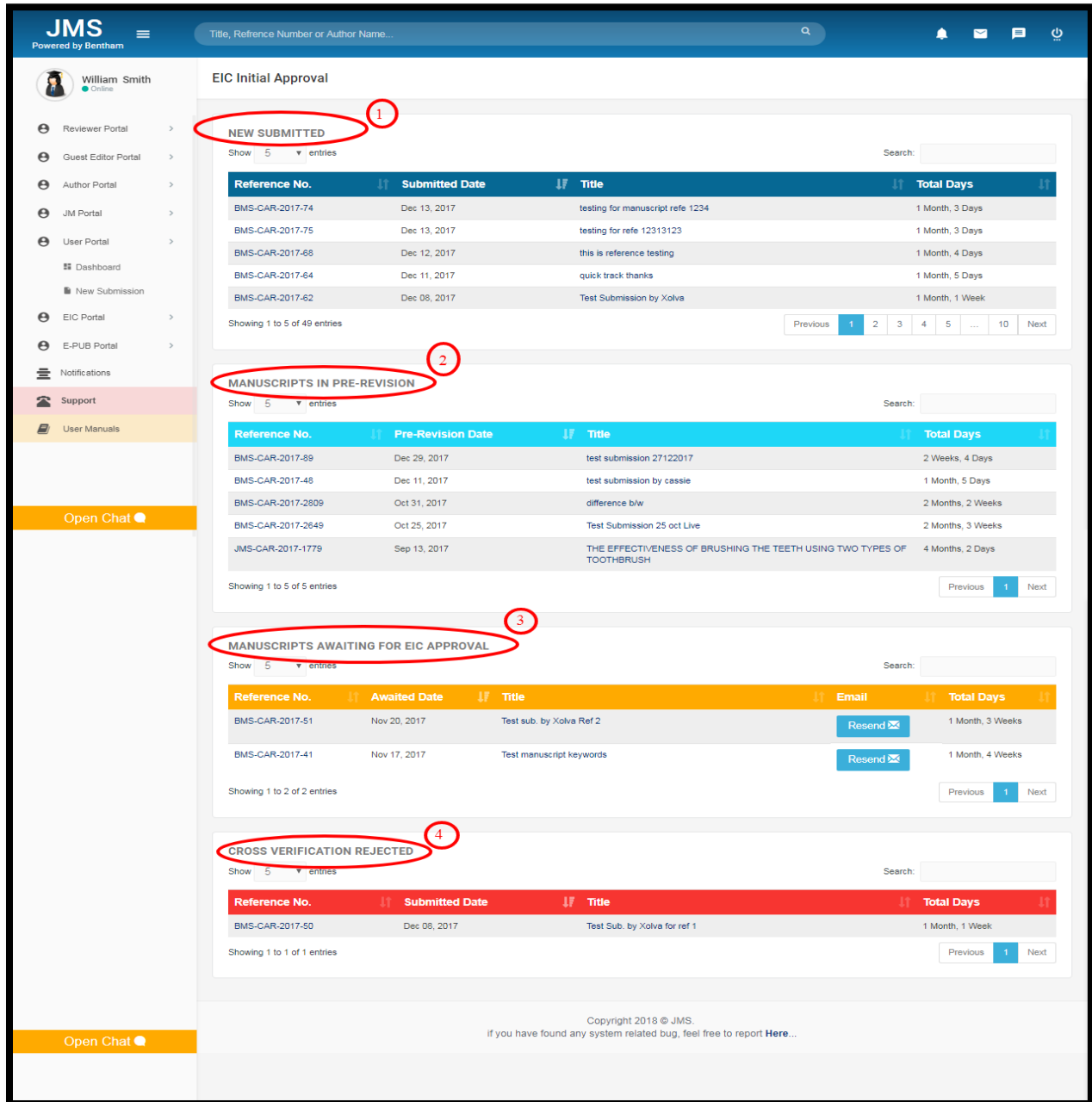


Fig (3)

6.1- PERFORMA FOR EDITOR EVALUATION

Once you click on the Reference number in “**NEW SUBMISSION**” panel In **Fig (3)**. “**PERFORMA FOR EDITORIAL EVALUATION**” page appears.

- ① View the abstract by clicking on the “**VIEW ABSTRACT**” button.
- ② If you want to add a new author then click on the “**+Add New Author**” button.
- ③ If you want to see the author’s affiliations details, then click on the “**DETAILS**” button.
- ④ If you want to delete the author, then click on the “**DELETE**” button.
- ⑤ If you want to edit the author’s information, then click on the “**EDIT AUTHOR**” button,
- ⑥ If you have uploaded the wrong file, then click on the “**DELETE**” button, and click on “**DOWNLOAD**” button to download the files.
- ⑦ If you want to upload/replace any file, then click on the “**DROP FILE HERE TO UPLOAD**”.
- ⑧ Send an Email to the EIC by clicking on “**SEND EMAIL TO EIC**” button as shown in **Fig (4)**.

JMS Powered by Bentham

Search: Title, Reference Number or Author Name...

Zack Williams Online

PERFORMA FOR EDITOR EVALUATION

BMS-CAR-2017-47

Submission Type: Research Article
 Title: gndt
 Abstract: [View Abstract](#)
 Submitted Date: Nov 07, 2017

Author's Details

Total publications:
 H-Index:
 Life Long Citations:

Author Details

First Name	Last Name	Field of Expertise	Email Address	Affiliations	Action
fiya	akram	gggfh	fiya@gmail.com		+ Add New Author (2) Delete (3) Details (4) Edit Author (5)

(fiya@gmail.com) is a principal author for editorial correspondence.

Order	File Name	File Type	Upload Date	Uploaded By	Action
1	New Microsoft Excel Worksheet.xlsx	Manuscript	07-11-2017	sadia ahmed	Download Delete Download
2	New Microsoft Excel Worksheet (Autosaved).xlsx	Scheme	07-11-2017	sadia ahmed	Delete Download
3	New Microsoft Excel Worksheet (Autosaved).xlsx	Copyright Letter	07-11-2017	sadia ahmed	Delete Download

Drop files here to upload

[Send email to EIC](#)

Copyright 2017 © JMS
 If you have found any system related bug, feel free to report [Here](#)...

Fig (4)

6.2- SEND EMAIL TO EIC

An email page will open after you click on “**SEND EMAIL TO EIC**” button (Fig-4).

You can send an Email to EIC. You can also add multiple email's, if you want to send the files then select the check box in “**ATTACHMENT FILES**” option and proceed further by clicking on “**Send Email & Continue**” button Or cancel the process by clicking on “**Cancel Email**” button as shown in Fig (5).

JMS Powered by Bentham

SEND EMAIL TO EIC

BMS-CAR-2017-47

Send To: add email

CC:

BCC:

Subject:

Body Text:

Reference Number: BMS-CAR-2017-47

Dear Dr. beena ashdar,

Please find below an abstract entitled "gdhdt" by Dr. Fiya Akram for consideration in Bentham Test Journal. Could you kindly review the submitted abstract and convey your expert opinion so it can be processed further.

Manuscript/Abstract received on: 07-11-2017
Title: gdhdt

Author Detail:
Fiya Akram
ku
P

POWERED BY TINYMCE

Attachment Files

Select	File Names	Date Uploaded	Uploaded By
<input type="checkbox"/>	New Microsoft Excel Worksheet.xlsx	Nov.07.2017	sadia
<input type="checkbox"/>	New Microsoft Excel Worksheet (Autosaved).xlsx	Nov.07.2017	sadia
<input type="checkbox"/>	New Microsoft Excel Worksheet (Autosaved).xlsx	Nov.07.2017	sadia

Copyright 2017 © JMS.
If you have found any system related bug, feel free to report [Here](#)..

Fig (5)

- ① in some cases, the EIC may ask you to resend the e-mail; you can resend the e-mail by clicking on **“RESEND”** button.
- ② After sending email, your submission will show in **“MANUSCRIPTS AWAITING EIC APPROVAL”** panel. Here your manuscript will wait for EIC’s approval shown in **Fig (6)**.

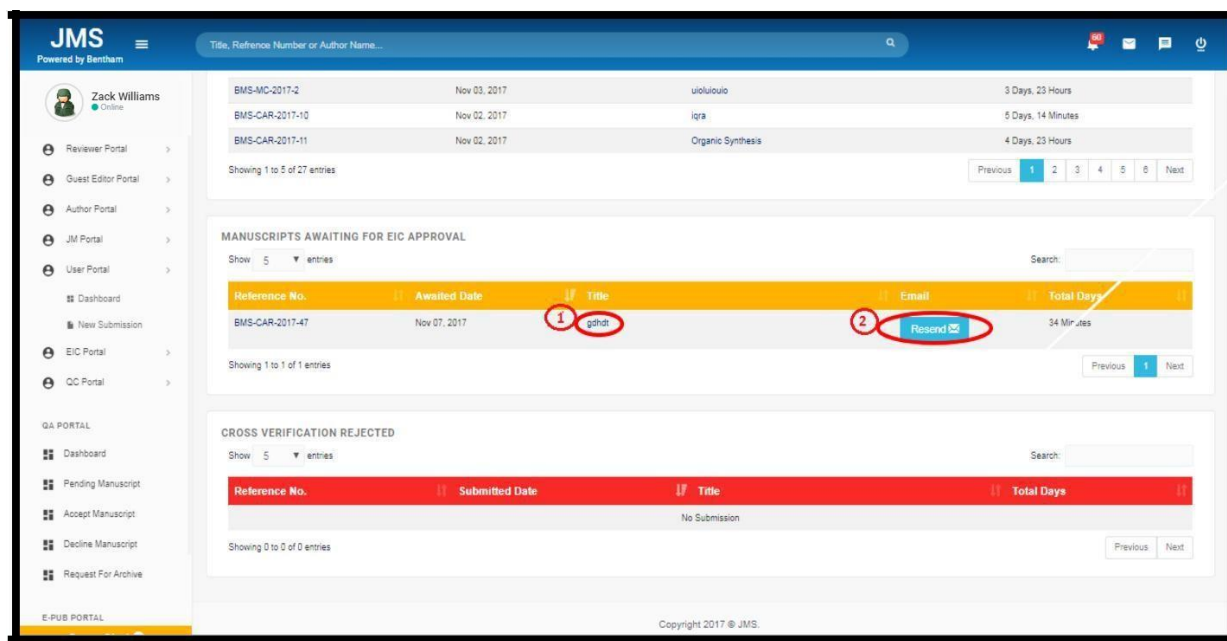


Fig (6)

6.3- PERFORMA FOR AUTHOR/ GUEST EDITOR EVALUATION

① By clicking on the article title, in **“Manuscript awaiting EIC Approval”** Panel, **“UPLOAD EIC COMMENTS”** page appears as shown in **Fig (7)**. The EIC/ journal Manager (JM) required to take action whether the manuscript has to be pre-revised, rejected or approved.

- **Pre-Revision and continue:** By clicking on the **“Pre-revision and continue”** button, the submission goes back to **“New Submission”** as shown in **Fig (8)**.
- **Reject and continue:** By clicking on the **“Reject and continue”** button, the submission proceeds for review in QA department. Here the QA will take a decision whether to permanently decline or revert the rejected manuscript as shown in **Fig (9)**.
- **Approve and continue:** By clicking on the **“Approve and continue”** button, your submission will move from **“EIC APPROVAL”** to **“MANUSCRIPT IN QC”** and **“MANUSCRIPT IN REVIEW”** simultaneously as shown in **Fig (10)**, **Fig (11a)** shows the **“Article in QC”** and **Fig (11b)** shows the **“Article in Review”**.

JMS
Powered by Bentham

Title, Reference Number or Author Name...

Zack Williams
Online

PERFORMA FOR AUTHOR/ GUEST EDITOR EVALUATION

BMS-CAR-2017-47

Submission Type: Manuscript
 Title: ggldt
 Abstract: [View Abstract](#)
 Submitted Date: 06-11-2017

Publication Details

Total publications: 25
 H - Index: 22
 Life Long Citations: 2333

QC Notes

DATE	TITLE	QC NOTES FOR	FILE ATTACHMENT	ACTION
No data present				

Author Details

First Name	Last Name	Field of Expertise	Email Address	Affiliations	Action
fya	akram	ggp/h	fya@gmail.com	Details	Delete Edit Author

[+Add New Author](#)

Files

No.	File Names	Type	Date Uploaded	Uploaded By	Action
1	New Microsoft Excel Worksheet.xlsx	Manuscript	Nov-11-2017	sadia	Download
2	New Microsoft Excel Worksheet (Autosaved).xlsx	Scheme	Nov-11-2017	sadia	Download
3	New Microsoft Excel Worksheet (Autosaved).xlsx	Copyright Letter	Nov-11-2017	sadia	Download

UPLOAD EIC COMMENTS

Comments:

Attachment:

[Approve & Continue ✓](#) [Reject & Continue ✗](#) [Pre-Revision & Continue ⌚](#)

Copyright 2017 © JMS
 If you have found any system related bug, feel free to report [Here](#)...

Fig (7)

JMS
Powered by Bentham

Search: Title, Reference Number or Author Name...

Zack Williams Online

EIC Initial Approval

NEW SUBMITTED
Show 5 entries

Reference No.	Submitted Date	Title	Total Days
BMS-CAR-2017-47	Nov 07, 2017	gdhdt	59 Minutes
BMS-CAR-2017-5	Nov 03, 2017	test sub. for ref 2	4 Days, 23 Minutes
BMS-CAR-2017-6	Nov 03, 2017	uyiyiyul	4 Days, 13 Minutes
BMS-MC-2017-2	Nov 03, 2017	uoluloulo	4 Days, 18 Minutes
BMS-CAR-2017-10	Nov 02, 2017	lora	5 Days, 39 Minutes

Showing 1 to 5 of 23 entries

MANUSCRIPTS AWAITING FOR EIC APPROVAL
Show 5 entries

Reference No.	Awaited Date	Title	Email	Total Days
No Submission				

Showing 0 to 0 of 0 entries

Fig (8)

JMS
Powered by Bentham

Search: Title, Reference Number or Author Name...

William Smith Online

ARTICLES IN QA

NEW SUBMITTED
Show 5 entries

Reference Number	Date Submitted	Title	Status
BMS-CAR-2017-2673	Oct 26, 2017	testing for Normal manuscript 123	Acceptance Awaiting

Showing 1 to 1 of 1 entries

DECLINE REQUESTED MANUSCRIPT

Reference No.	Decline On	Title	Status	Total Days Taken
BMS-CAR-2017-17	Nov-07-2017	gdhdt	Decline	6 Minutes

Copyright 2018 © JMS.
If you have found any system related bug, feel free to report [Here...](#)

Fig (9)

The screenshot shows the JMS dashboard for Zack Williams. At the top, there is a search bar and a navigation menu. Below the search bar, there is a table with manuscript details. The main content area is divided into three columns: Manuscripts (GT), Manuscripts (HT), and In House Activities. Each column contains several categories with their respective counts. Two categories in the Manuscripts (GT) column are circled in red: 'MANUSCRIPT IN QC' with a count of 17 and 'MANUSCRIPT IN REVIEW' with a count of 18.

Category	Count
VIEW ALL MANUSCRIPTS (GT)	64
EIC INITIAL APPROVAL (GT)	29
MANUSCRIPT IN QC (GT)	17
MANUSCRIPT IN REVIEW (GT)	18
AWAITING EIC DECISION (GT)	5
AWAITING FOR REVISION (GT)	4
VIEW ALL MANUSCRIPTS (HT)	69
ACCEPTED PROPOSALS (HT)	50
MANUSCRIPT IN REVIEW (HT)	20
AWAITING EIC DECISION (HT)	4
AWAITING FOR REVISION (HT)	1
EIC INITIAL APPROVAL (HT)	37
MANUSCRIPT IN QC (HT)	10
MANUSCRIPT IN QA (In House)	18
REJECTED BY QA (In House)	3
MANUSCRIPT IN EPUBLICATION (In House)	12
REJECTED BY EPUBLICATION (In House)	9
PUBLISHED (In House)	1
ARCHIVES (AWAITING) (In House)	23
ARCHIVED (In House)	6

Fig (10)

The screenshot shows the 'ARTICLES IN QC' page in the JMS system. It displays a table of new submitted/resubmitted articles. The first entry in the table has its title 'gdhdt' circled in red. The table includes columns for Reference Number, Date Arrived, Title, and Status. The status for all entries is 'QC Awaiting'.

Reference Number	Date Arrived	Title	Status
BMS-CAR-2017-47	Nov 07, 2017	gdhdt	QC Awaiting
BMS-CAR-2017-44	Nov 09, 2017	Hydraulic Power Transportation	QC Awaiting
BMS-MC-2017-1	Nov 09, 2017	test sub for ref MC 1	QC Awaiting
BMS-CAR-2017-39	Nov 09, 2017	mm1	QC Awaiting
BMS-CAR-2017-15	Nov 03, 2017	3-nov-2017	QC Awaiting

Fig (11a)

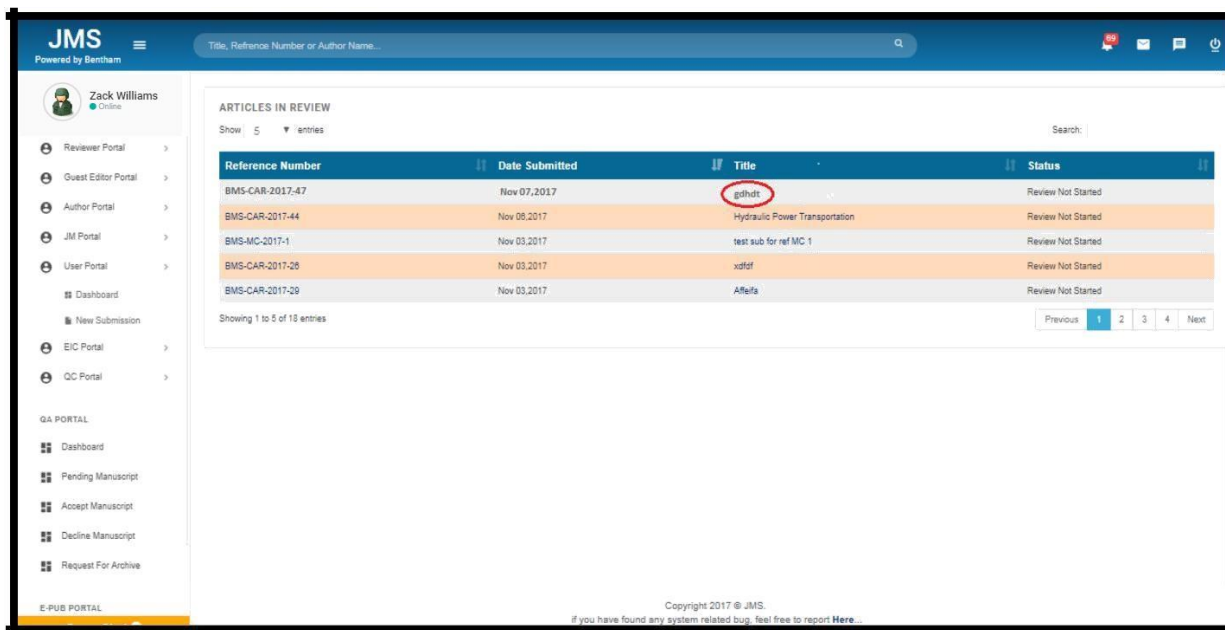


Fig (11b)

7. AWAITING EIC DECISION

This portal shows all the manuscripts that have passed from “**Cross Verification**” and “**Review**” and the EIC/Journal Manager (JM) has to take decision.

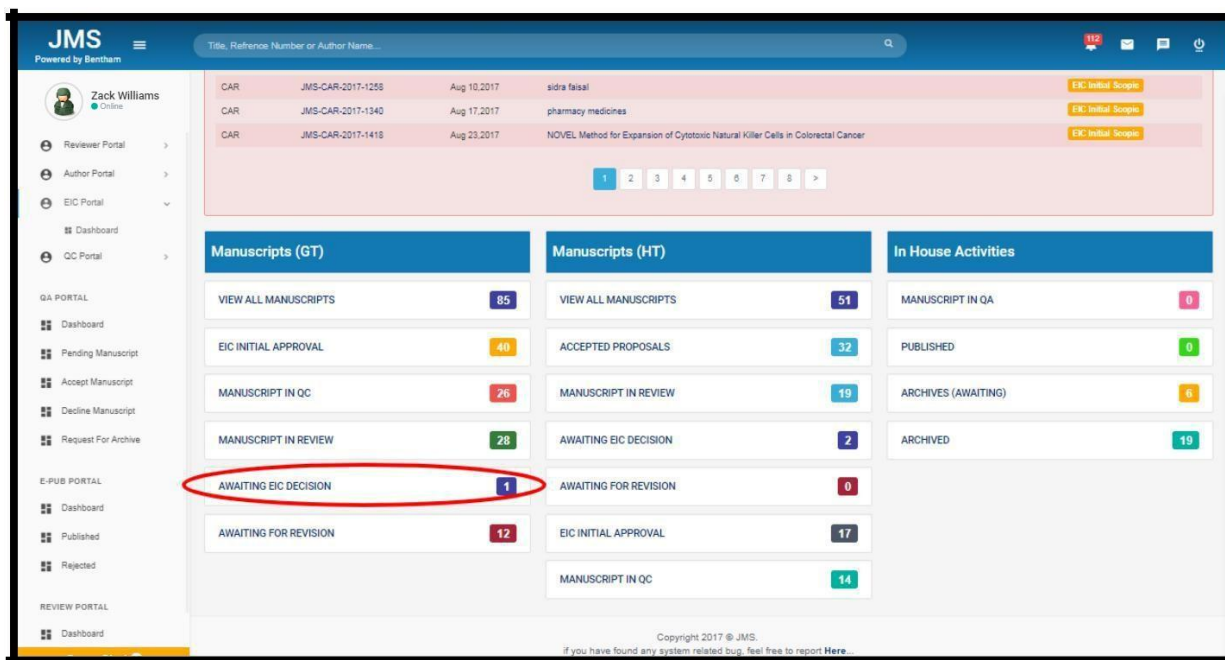


Fig (12)

There are section in **AWAITING EIC DECISION**.

- **Submission**
- **Review**
- **Handling editor assignment**
- **History**

7.1- SUMMARY

In the summary tab, the EIC/Journal Manager JM views the basic details of manuscript. You can also view the author's details by clicking on the "**Details**" button as shown in **Fig (13)**.

The screenshot displays the JMS Manuscript Details page. The page is titled "Manuscript Details" and features a navigation bar with tabs for Summary, Submission Files, Review, Handling Editor Assignment, History, and Submission Notes. The main content area shows the manuscript ID "BMS-CAR-2017-2824" and a "Yard Stick" button. Below this, the submission details are listed: Submission Type (Research Article), Running Head, Title (Arduino Based Blind Solar Tracking Controller), Abstract, Keywords (component, solar tracker, arduino application, embedded system, astronomical equations, sun position), Quick Track, and Submitted Date (31 Oct.2017). The Editors Assigned section is currently empty. The Author Details section contains a table with the following data:

First Name	Last Name	Field of Expertise	Email Address	Affiliations
Hira	Ibikhar	Chemistry	hira@testtestingbenthamsience.org	Details
Raheela	Anjum	Pharmacy	raheela@testtestingbenthamsience.org	Details
duaba	Hydri	science	duaba@testtestingbenthamsience.org	Details

Below the table, a note states: "(hira@testtestingbenthamsience.org) is a principal author for editorial correspondence.

At the bottom of the page, the copyright information reads: "Copyright 2017 © JMS. If you have found any system related bug, feel free to report [Here...](#)"

Fig (13)

7.2- SUBMISSION

This tab shows all the uploaded files, which can be downloaded by clicking on the “**Download**” button as shown in **fig (14)** .

The screenshot displays the JMS (Journal Management System) interface. The user is Zack Williams, and the page shows details for manuscript BMS-CAR-2017-2824. The submission type is a Research Article. The title is "Arduino Based Blind Solar Tracking Controller". The submission date is 31 Oct. 2017. Below the metadata, there is a table of uploaded files with columns for No., File Names, Designation, Date Uploaded, Uploaded By, and Action. Each file has a "Download" button next to it.

No.	File Names	Designation	Date Uploaded	Uploaded By	Action
1	02-Advance Processing Fee.docx	Supplementary	Oct 31,2017	beena ashdar	Download
2	Cover page.pdf	Copyright Letter	Oct 31,2017	beena ashdar	Download
3	Quick Track Publication Form.pdf	Figure	Oct 31,2017	beena ashdar	Download
4	Arduino Based Blind Solar Tracking Controller.docx	Manuscript	Oct 31,2017	beena ashdar	Download
5	Arduino Based Blind Solar Tracking Controller.docx	Review Version	Oct 31,2017	beena ashdar	Download

Fig (14)

7.3- REVIEW

This portal shows the complete details of manuscripts including QC decision and Reviewers comments. In the “**Reviewer Comments Receive**” panel as shown in **Fig (15)**.

- ① You can view the reviewers comments by clicking on the “**View Form Detail**” button,
- ② You can view the reviewer details by clicking on the “**Reviewer Detail**” button,
- ③ You can send the e-mail for re-review of the manuscript to the reviewer by clicking on the “**Re review**” button,
- ④ You can send the reviewer’s comments to the EIC through email.

In the “**Review completed ✓**” panel, the EIC/Journal Manager (JM) takes following decisions i.e. “**accept**”, “**decline**” or “**revision required**” from the drop-down list, if it is done by the Journal manager (JM), then he can also attached the EIC approval Email by clicking on the “**choose file**” button, and then click on the “**Upload**” button to upload the file, Click on the “**save**” button to proceed further.

Accept: Once the EIC/Journal Manager (JM) takes **Accept** decision from the drop-down list, the manuscript proceeds to the Quality Assurance department for internal audit.

Decline: When the EIC/Journal Manager (JM) takes a **Decline** decision from the drop-down list, the manuscript proceeds to the same department for internal audit.

Revision Required: When the EIC/Journal Manager (JM) takes **Revision required** decision from the drop-down list, the manuscript proceeds for author’s revision.

JMS Powered by Bentham

Search: Title, Reference Number or Author Name

Zack Williams Online

Manuscript Details

BMS-CAR-2017-2824

Submission Type: Research Article

Running Head: Arduino Based Blind Solar Tracking Controller

Title: Arduino Based Blind Solar Tracking Controller

Abstract: [View Abstract](#)

Keywords: component, solar tracker, arduino application, embedded system, astronomical equations, sun position

Quick Track:

Submitted Date: 31 Oct 2017

Actual Submission Date: * MM/DD/YYYY

Actual Revision Date: * MM/DD/YYYY

Actual Acceptance Date: * MM/DD/YYYY [Add](#)

Author Details

Order	First Name	Last Name	Field of Expertise	Email Address	Affiliations
1	Hira	Ibikhar	Chemistry	hira@testtestingbenthamscience.org	Details
2	Raheela	Anjum	Pharmacy	raheela@testtestingbenthamscience.org	Details
3	duaba	Hydi	science	duaba@testtestingbenthamscience.org	Details

(hira@testtestingbenthamscience.org) is a principal author for editorial correspondence.

QC Decision

Verified (Green Zone) on 2017-11-15

QC Notes

DATE	TITLE	QC NOTES FOR	FILE ATTACHMENT	ACTION

REVIEWERS UNDERWAY

NAME	Total Days	H-INDEX	REQUEST DATE	UNDERWAY DATE	DUE DATE	CONFIRM DATE

REVIEWERS COMMENTS RECEIVED

NAME	H-INDEX	CONFIRM DATE	COMPLETE DATE	RECOMMENDATION	SUBMITTED BY	COMMENTS
gr24t@grtg	32434	Nov 14, 2017	Nov 14, 2017	Accepted with minor changes	gr24t@grtg	View Form Details View Details Refine

[Email to EIC](#) **4** **1** **2** **3**

REGRETTED REVIEWERS

NAME	REQUEST DATE	REGRETTED DATE	REVIEW ROUND

You can select the decision from here

Review Completed ✓

Last Decision: none

Editor Decision: [Save](#)

Upload attachment: [Choose File](#) No file chosen [Upload](#)

Revised Initial EIC Approval Request BSP-RACNT-2017-08.msg 31-10-2017

Order	File Name	File Type	Upload Date	Status
1	02- Advance Processing Fee.docx	Supplementary	31-10-2017	
2	Cover page.pdf	Copyright Letter	31-10-2017	
3	Quick Track Publication Form.pdf	Figures	31-10-2017	
4	Arduino Based Blind Solar Tracking Controller.docx	Review Version	31-10-2017	current version

Copyright 2017 © JMS.
If you have found any system related bug, feel free to report [Here](#)...

Fig (15)

7.4- HANDLING EDITOR ASSIGNMENT

In this portal, the EIC/JM can assign the EBM by clicking on the “**ADD EDITOR**” button. Once you click on it, all EBMs appears. You can choose the EBM by assigning the handling editor by clicking on “**ASSIGN**” button as shown in **Fig (16)**.

Requested Editor: This panel shows the name and the email of the person to whom the EIC/JM send the editor assignment request.

Accepted Editor: This panel shows the name and email of the person who accepted the Editor Assignment request.

Regretted Editor: This panel shows the name and email of the person who rejected the Editor Assignment request.

The screenshot displays the JMS interface for handling editor assignments. The main content area shows the manuscript title "BMS-CAR-2017-2824" and a section for "Editors Assigned" with an "Add Editor" button. Below this, there are three tables: "REQUESTED EDITORS", "ACCEPTED EDITORS", and "REGRETTED EDITORS". The "REQUESTED EDITORS" table has columns for Editor Name, Email, Date Assigned, Status, and Action. The "ACCEPTED EDITORS" table has columns for Editor Name, Email, Date Assigned, and Status. The "REGRETTED EDITORS" table has columns for Editor Name, Email, Date Assigned, and Status. The sidebar on the left shows the user profile for Zack Williams and various portal options like Reviewer Portal, Author Portal, JM Portal, User Portal, Dashboard, New Submission, EIC Portal, QC Portal, QA PORTAL, Pending Manuscript, Accept Manuscript, Decline Manuscript, Request For Archive, and E-PUB PORTAL.

Fig (16)

7.5- HISTORY

This panel shows all the event logs and emails log history as shown in **Fig (17)**.

The screenshot displays the JMS Manuscript Details page for manuscript BMS-CAR-2017-2824. The interface includes a sidebar with navigation options, a top search bar, and a main content area with tabs for Summary, Submission Files, Review, Handling Editor Assignment, History, and Submission Notes. The History tab is active, showing two logs: an Event Log and an Email Log.

Event Log

User	date	message
beena ashdar	31-10-2017	New Submission has been submitted by beena ashdar in this journal.
beena ashdar	31-10-2017	MANUSCRIPTS AWAITING FOR EIC APPROVAL
beena ashdar	31-10-2017	MANUSCRIPTS IN QC
beena ashdar	31-10-2017	EIC Approval decision has been taken by beena ashdar in this journal.
review manager	14-11-2017	Review Manager (review manager) notify reviewer on manuscript (2824).
gr3e4t grfgg	14-11-2017	Reviewer (gr3e4t grfgg) give recommendation on manuscript (2824).
review manager	15-11-2017	Review Completed Decision has been taken.
QC Manager	15-11-2017	QC Manager (QC Manager) take decision - Verified (Green Zone) on manuscript (2824).
beena ashdar	15-11-2017	Editorial Decision Accept Submission has been taken.

Email Log

User	date	message
beena ashdar	31-10-2017	<p>Reference Number: BMS-CAR-2017-2824</p> <p>Dear Dr. beena ashdar,</p> <p>Please find below an abstract entitled "Arduino Based Blind Solar Tracking Controller" by Dr. Hira Iftikhar for consideration in Bentham Test Journal. Could you kindly review the submitted abstract and convey your expert opinion so it can be processed further.</p> <p>Manuscript/Abstract received on: 31-10-2017 Title: Arduino Based Blind Solar Tracking Controller</p> <hr/> <p>Author Detail: Hira Iftikhar ITS Chemistry Karachi, Pakistan</p> <p>Total Publications: 212 H-index: 24 Citation: 23245</p> <p>Abstract: There is no doubt that energy production of photovoltaic systems is a matter of the sun light's incident angle of the solar panel. The proposed system is offering a dual axis tracking controller, that track the sun based on astronomical equations which used time, date and location to locate the sun position. The presented system is using an Arduino Mega 2560 to find the instant sun position based on a PSA algorithm and with the aid of a real-time controller RTC and the global positioning system GPS. This system is direct the panel to the specific location using two linear actuators, the first for azimuth angle, and the other for elevation angle. Finally, the system periodically measured panel location using an accelerometer to adjust any error between the measured and the calculated angles.</p> <p>Your early reply will be deeply appreciated.</p> <p>Sincerely,</p> <p>Editorial Office Bentham Science Publishers Bentham Test Journal http://jms.eurkaselect.com</p> <p>PS: We are constantly striving for excellence. If you are not pleased with the way that the journal is being handled by the journal Editorial staff, then kindly help us in improving standards by sending your complaint (with details) to complaint@benthamscience.net</p>
QC Manager	15-11-2017	dsfdffdf

Copyright 2017 © JMS.
If you have found any system related bug, feel free to report [Here...](#)

Fig (17)

8. AWAITING AUTHOR REVISION

In this portal, the EIC can track all the articles which are in revision as shown in **Fig (18)**.

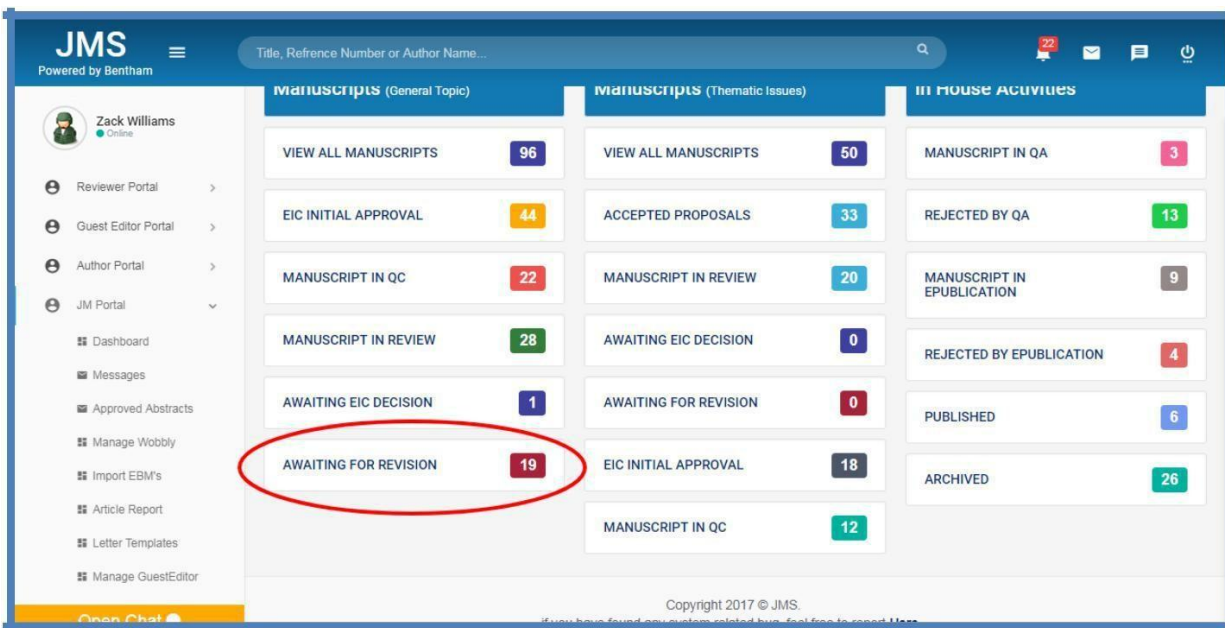


Fig (18)

9. MANAGE WOBBLY

The EIC/Journal manager (JM) can mark the journal as “**wobbly**”, if the article flow is not good in this journal. In such a case, the QC department and review department process the submitted article as rapidly as possible in this journal.

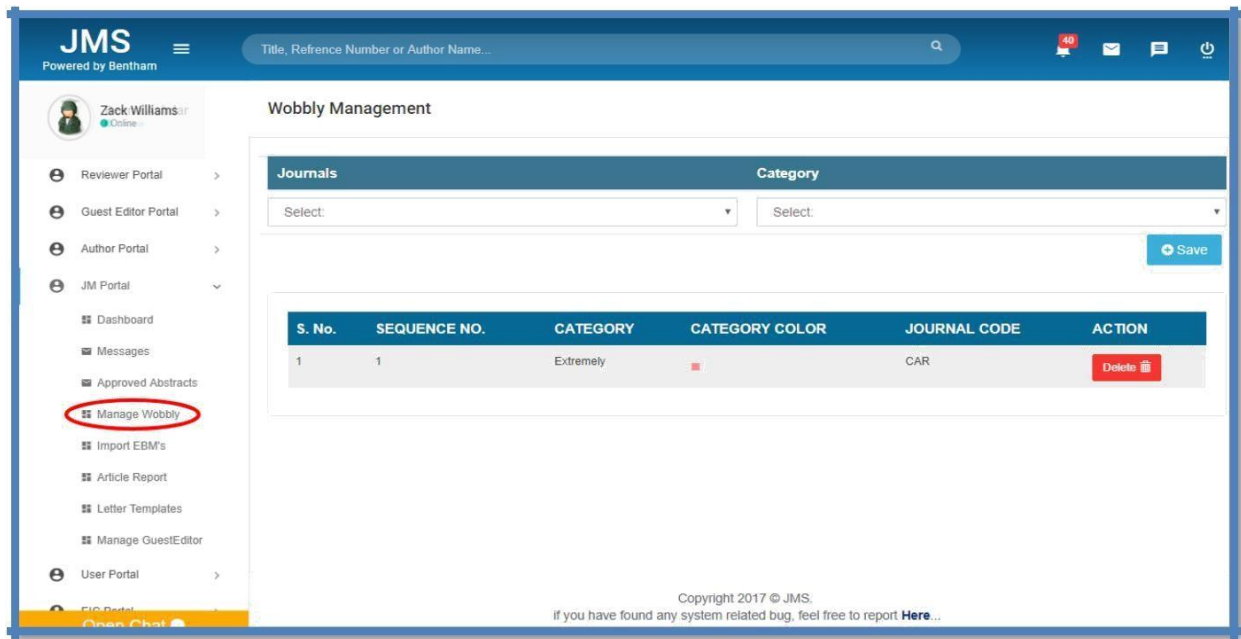


Fig (19)

You can select the “journal” by clicking on the drop-down list as shown in Fig (20).

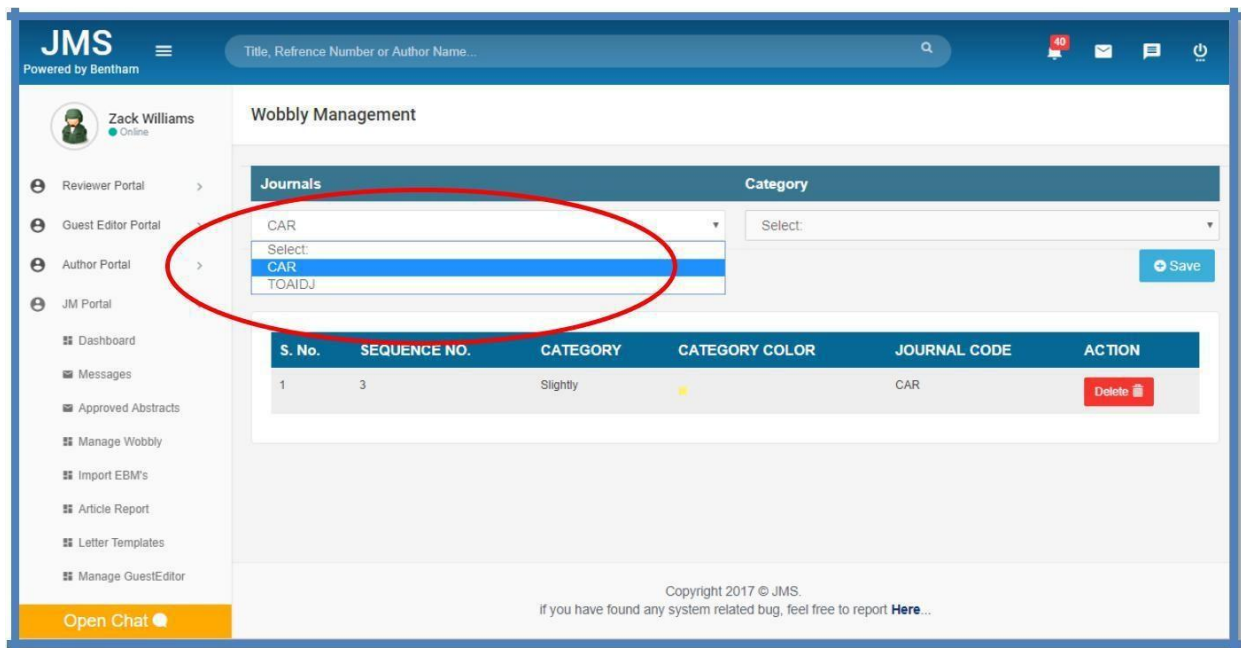


Fig (20)

You can assign the appropriate wobbly **“category”** of the journal from the drop-down list and click on the **“Save”** button to mark the article as wobbly. You can unlist the journal from the wobbly category by clicking on the **“Delete”** button as shown in **Fig (21)**.

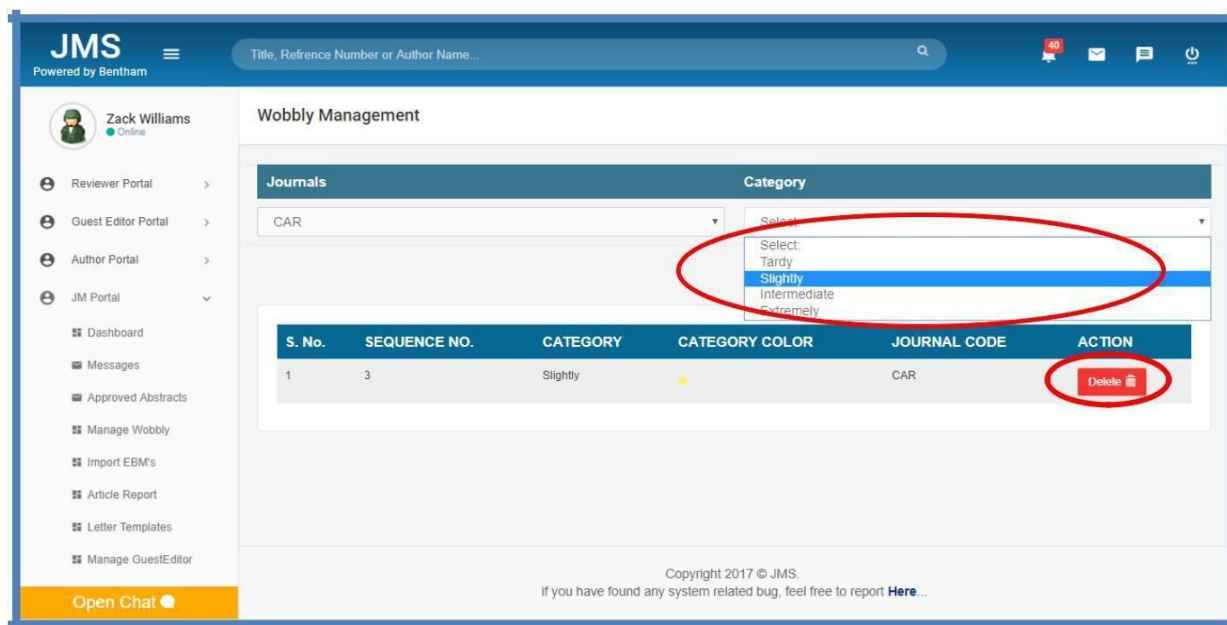


Fig (21)

10. IMPORT EBM'S

By clicking on **“Import EBM’s”** as shown in **Fig (22)**, the EBM’s Dashboard appear here, you can see all the imported EBM’s as shown in **Fig (5)**.

The screenshot shows the JMS dashboard for Zack Williams. The left sidebar contains navigation options, with 'Import EBM's' circled in red. The main content area features a 'Welcome to Dashboard' message and a table of 'URGENT ACTION REQUIRED' items. Below this, there are three columns of summary cards: 'Manuscripts (General Topic)', 'Manuscripts (Thematic Issues)', and 'In House Activities'.

Journal	Reference No.	Date	Title	Action
CAR	JMS-CAR-2017-1005	Jun 13, 2017	Test Article by Achar on 13 Jun - 2017	EIC Initial Scope
CAR	JMS-CAR-2017-1232	Aug 07, 2017	First submission	EIC Initial Scope
CAR	JMS-CAR-2017-1258	Aug 10, 2017	sidra faisal	EIC Initial Scope
CAR	JMS-CAR-2017-1340	Aug 17, 2017	pharmacy medicines	EIC Initial Scope
CAR	JMS-CAR-2017-1418	Aug 23, 2017	NOVEL Method for Expansion of Cytotoxic Natural Killer Cells in Colorectal Cancer	EIC Initial Scope

Manuscripts (General Topic)	Manuscripts (Thematic Issues)	In House Activities
VIEW ALL MANUSCRIPTS: 96	VIEW ALL MANUSCRIPTS: 50	MANUSCRIPT IN QA: 3
EIC INITIAL APPROVAL: 44	ACCEPTED PROPOSALS: 33	REJECTED BY QA: 13
MANUSCRIPT IN QC: 22	MANUSCRIPT IN REVIEW: 20	MANUSCRIPT IN EPUBLICATION: 9
MANUSCRIPT IN REVIEW: 28	AWAITING EIC DECISION: 0	REJECTED BY EPUBLICATION: 4

Fig (22)

By clicking on **“Import EBM’s”** button, all the EBMs appear on the dashboard,. You can search the EBM’s of the related journal by selecting the journal from the drop-down list and click on the **“Search”** button.

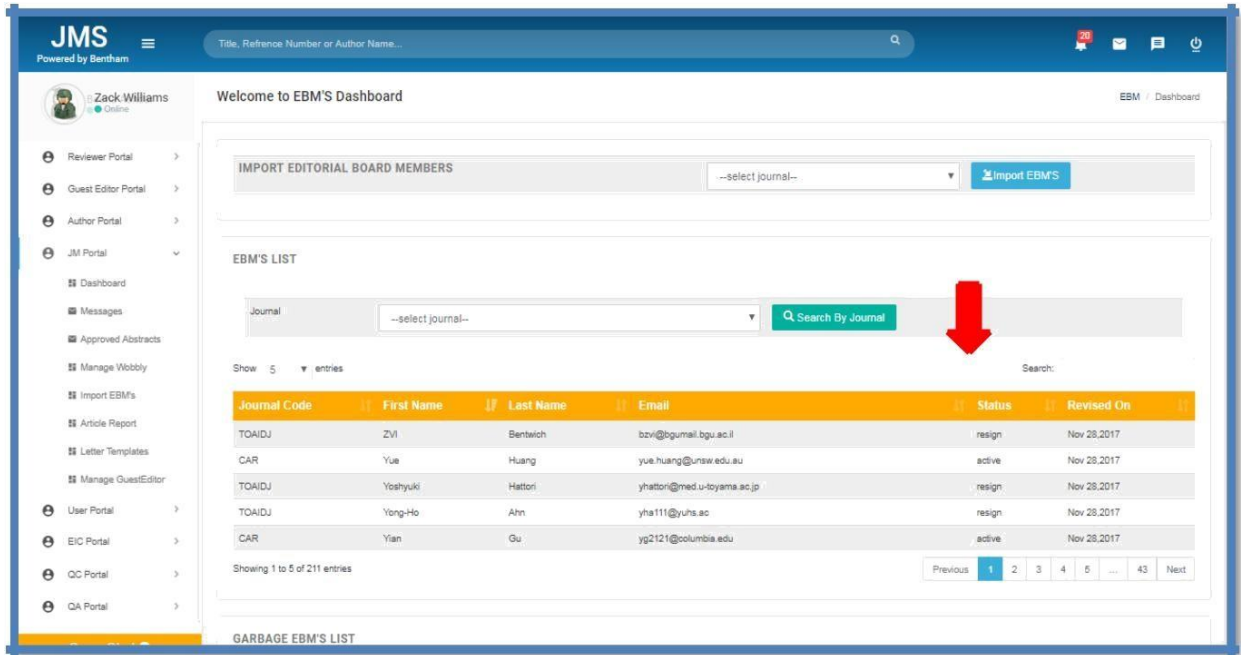


Fig (23)

11. ARTICLE REPORT

By clicking on the **“Article Report”**, the panel of the report appears as shown in Fig (24).

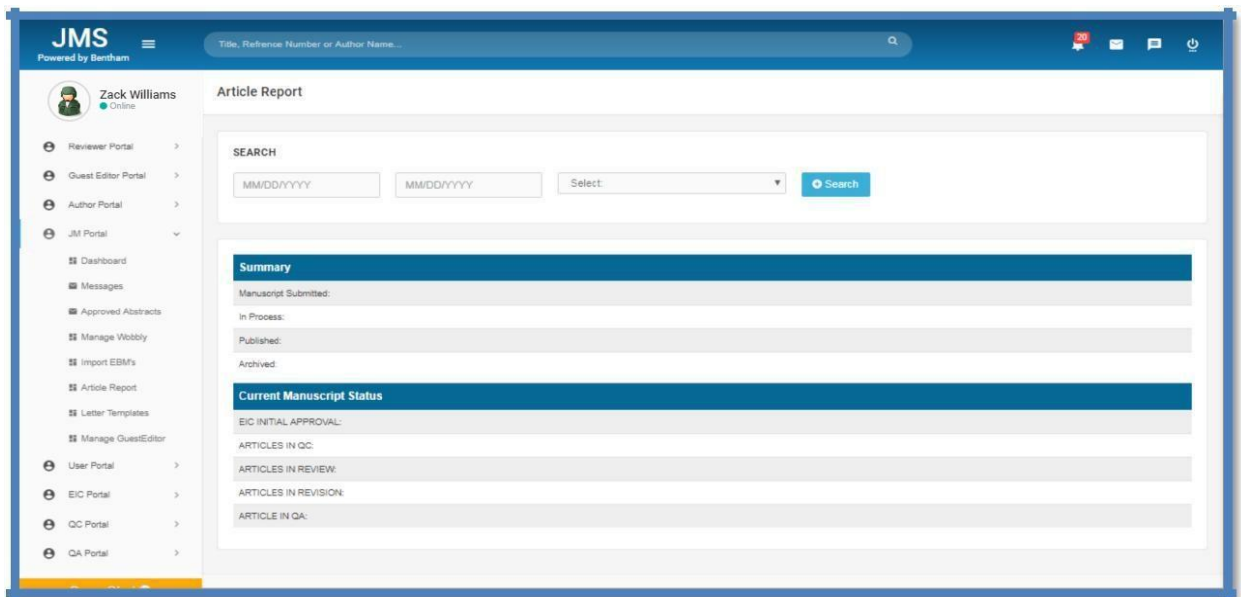


Fig (24)

You can extract the article report by inserting the **Date** and the related **Journal** and click on the “**search**” button as shown in **Fig (25)**.

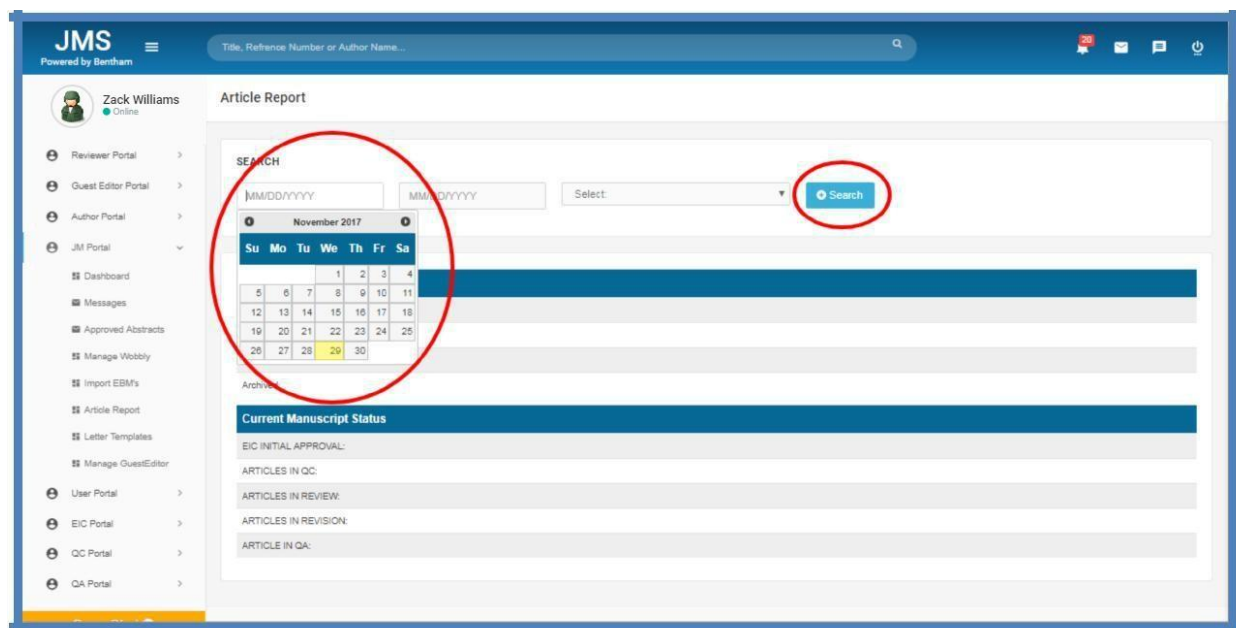


Fig (25)

Articles report is shown in the **Summary** and **Current Manuscript Status** panels, as shown **Fig (26)** ;

① In the summary tab , 60 manuscripts have been submitted, 44 articles are in process, 8 articles are published and 6 articles are in archived.

② In the current Manuscript Status, there are 57 article in the EIC’s initial approval panel , 34 articles are in QC, 41 articles are in review, 16 articles are in revision and 0 article is in QA.

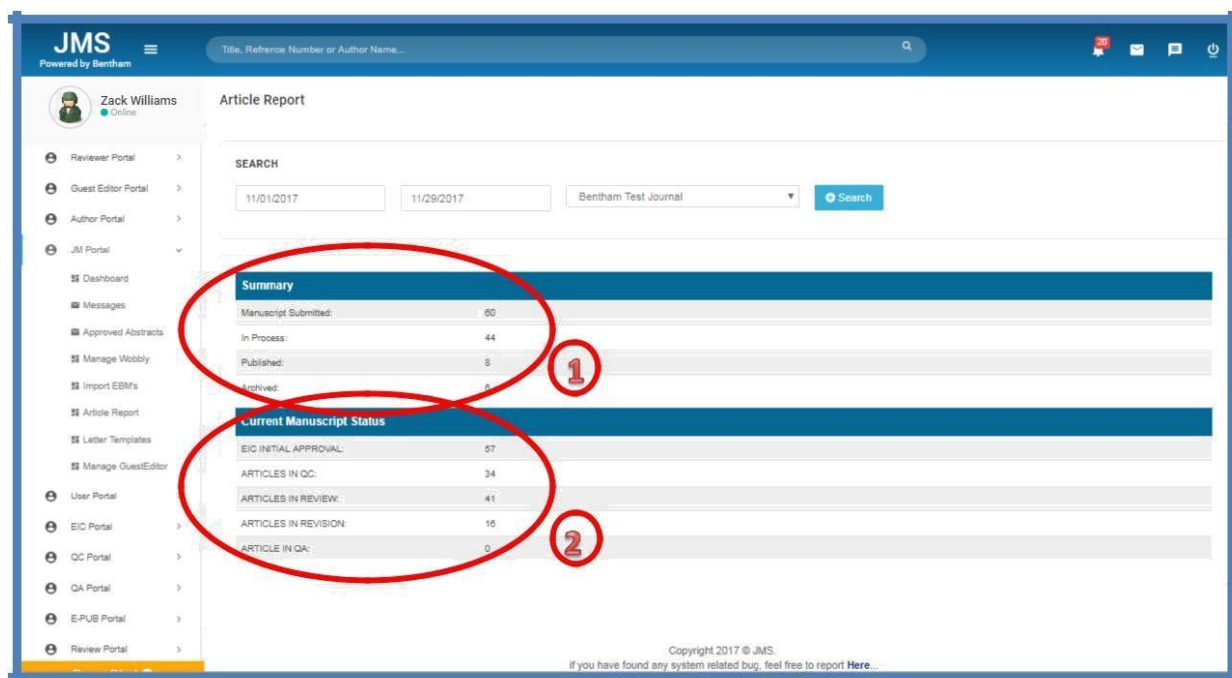


Fig (26)

12. SUPPORT

In case of any query/suggestion, you can use our online support system to create a ticket. Our Support department will reply as soon as possible. To generate a new ticket, click on the **“support”** option given in the left panel as shown in **Fig (27)**.

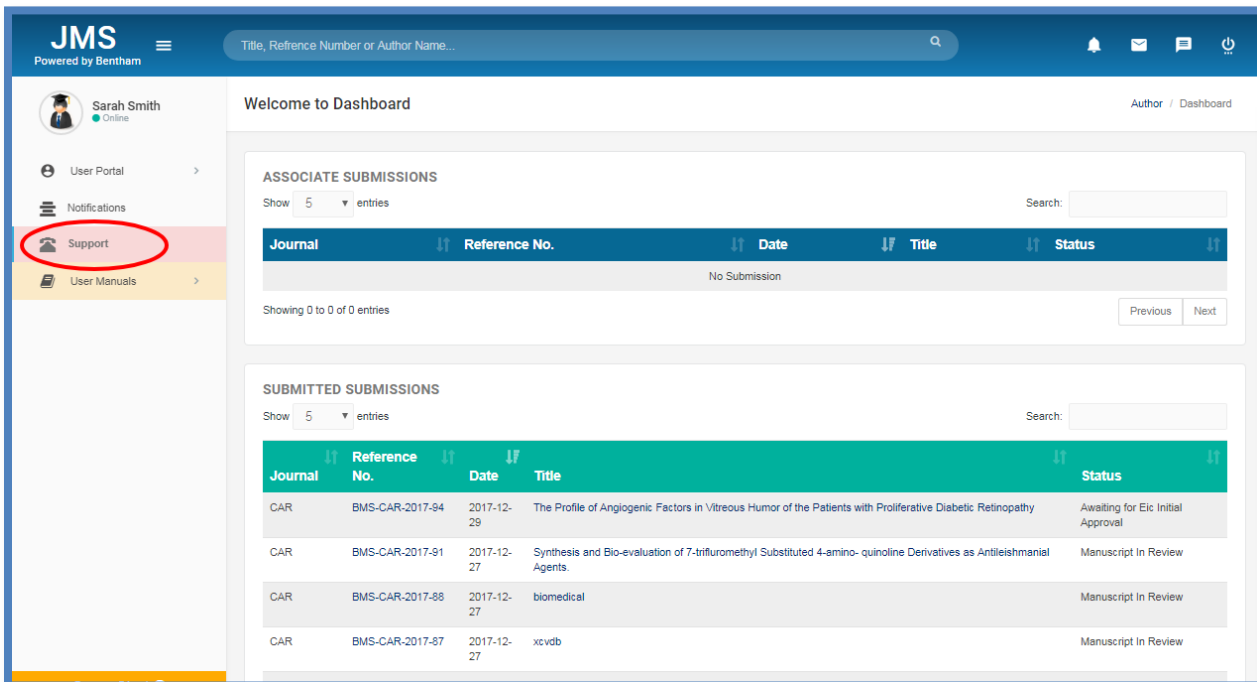


Fig (27)

12.1 Open a New Ticket

In this portal as shown in **Fig (28)**

- ① You can select the appropriate **“Help Topic”**. Once you select it, **“Ticket Details”** panel appears.
- ② You can provide the details in the “reason for opening the ticket”. You can also upload the file by clicking on **“Choose them”** link or drag and drop the file.
- ③ You can reset the entire filled fields by clicking on the **“Reset”** button.
- ④ By clicking on **“Create Ticket”** button, a new ticket is generated.
- ⑤ If you want to cancel the ticket, then click on the **“cancel”** button.

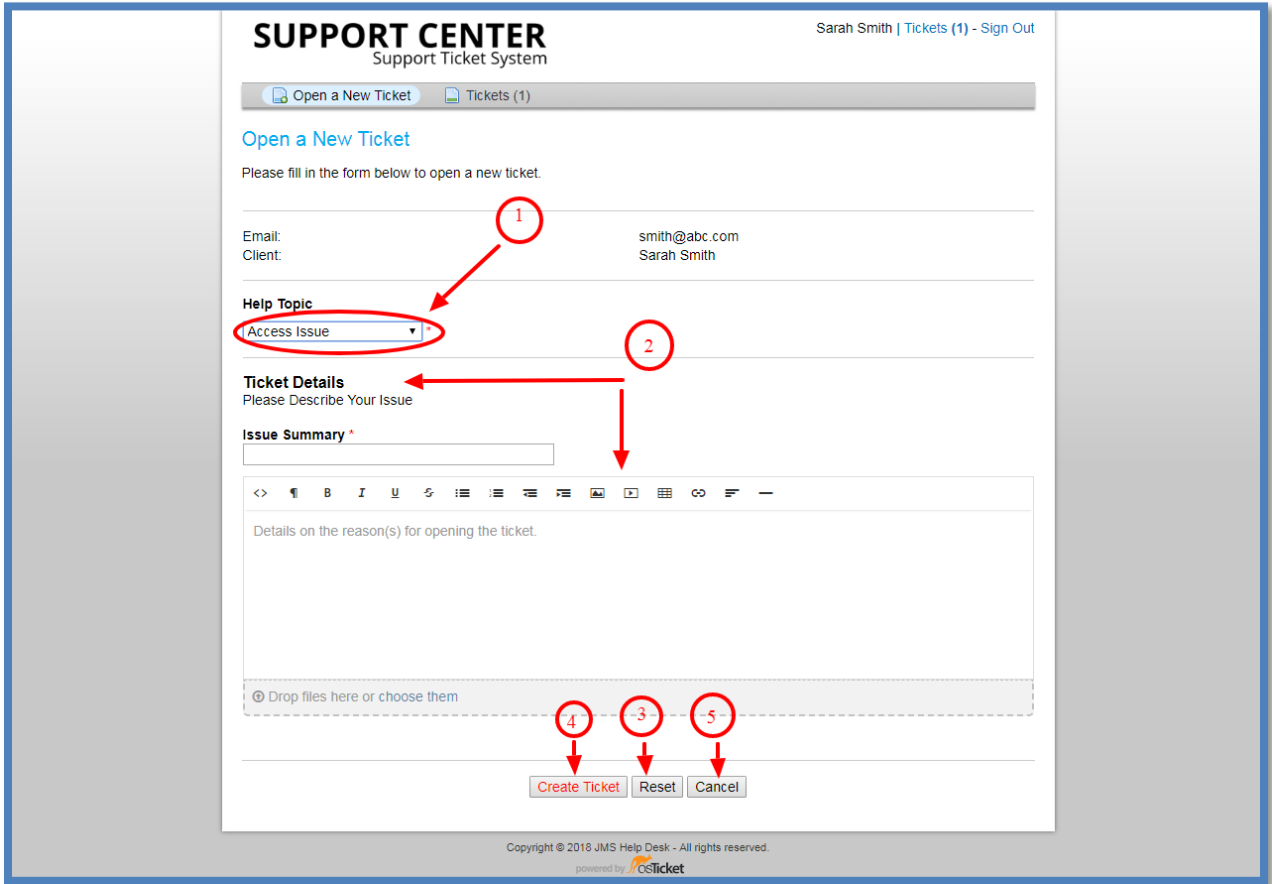


Fig (28)

By clicking on “**Create**” button, the ticket panel appears in this portal as shown in Fig (29),

- ① You can view the ticket number.
- ② You can view the information about the ticket and user.
- ③ You can send the reply.
- ④ You can print the page by clicking on the “**Print**” button.
- ⑤ By clicking on the “**Edit**” button, you can edit the given details.

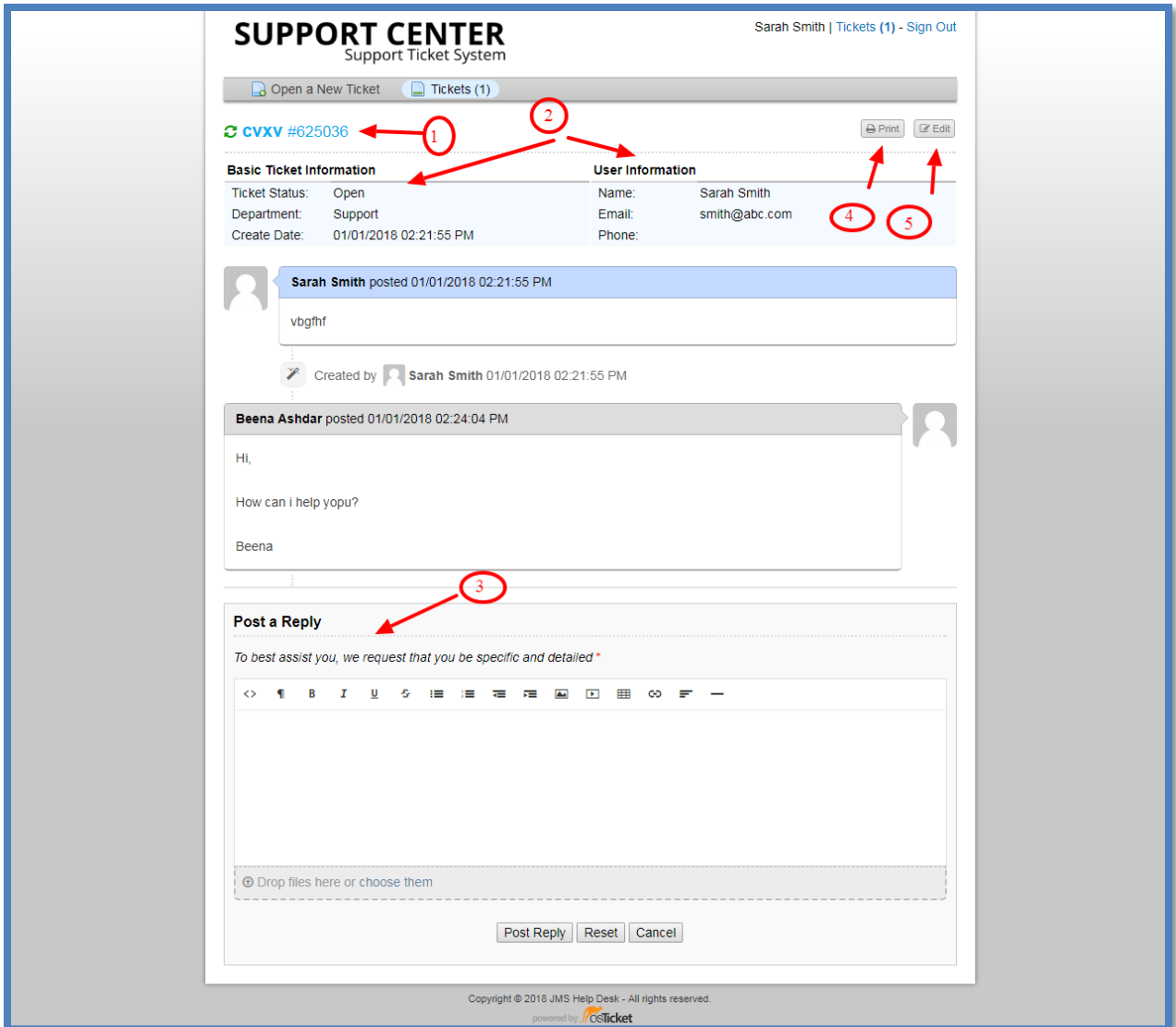


Fig (29)

You can search the specific ticket by entering the ticket number. Once you click on the **“Search”** button, all the tickets appear. You can also view the open tickets by clicking on the **“Open”** link as shown in **Fig (30a)**, or you can view the closed tickets by clicking on the **“Closed”** link as shown in **Fig (30b)**.

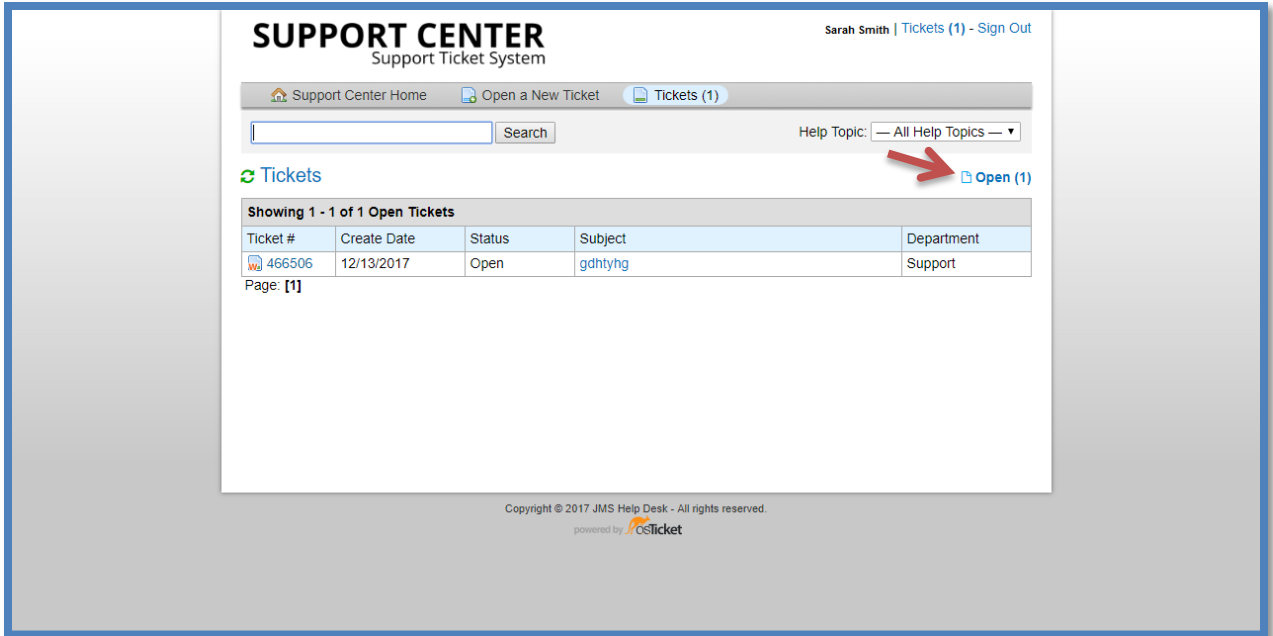


Fig (30a)

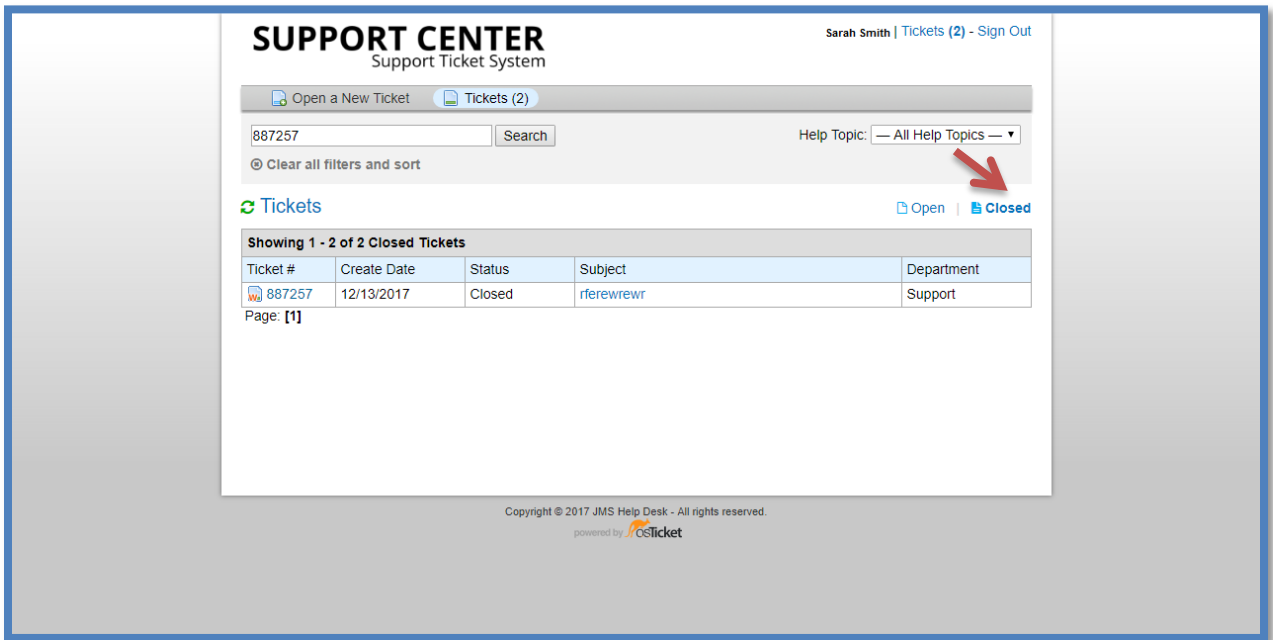


Fig (30b)